













# Halloween Communication Supports



 I	 want	 knock	 trick or treat	 thank you	 fun
 you	 see	 eat	 bag	 candy	 scary
 it	 like	 go	 pumpkin	 costume	 yummy
 yes	 no	 help	 bathroom	 more	 all done



# Scripting



A script is a visual that can help support communication in a number of different settings. It provides the individual with a phrase to initiate a conversation and enables them to communicate their wants and needs in that situation.

## "Trick or Treat"



Things to say while trick or treating:

"Thank you!"

"I like your costume."


"Happy Halloween!"




"Cool house!"


"No, thank you."

"Have a good night!"

# Spooky Communication Supports



First	Then 
 <p>eat</p>	 <p>Trick or Treat</p>




cut along the dotted line to wear as a bracelet

## Going Trick-or-Treating

October 31st is Halloween.



On Halloween, a lot of kids dress up in costumes.



Many like to go trick or treating. Trick or Treating is when kids go door to door to get candy.



First, walk up to the door. Then, I will knock 3 times.



Say "Trick or Treat!" when someone opens the door and hold my bag open.

The person at the door will put candy or a treat in my bag. When they put candy in my bag or bucket, I will say, "Thank you!"



Then I will walk to the next house.



## Steps to Trick-or-Treating

1. Walk up to the door.
2. Knock on the door 3 times.
3. If no one answers, go to the next house.
4. When someone answers, say, "Trick or Treat!"
5. I hold out my bag or bucket to get candy. They might ask me to choose one or 2 pieces. I will pick out the number they tell me to get.
6. Say, "Thank you!" and go to the next house!

